




POLLUX SUSPENSION by Jan

Pauwels

Pollux looks structured but still harmonious. Modular placed LED circuit boards and tiny metal rods are the only two basic elements of this light fixture. They give the lamp its structure and shape. The shape is totally irregular and asymmetrical. The circuit boards have leds on both sides. 2/3 of the light is going downwards and 1/3 is going upwards.



DIMENSIONS

L 280 cm 110.2 inch
H 125 cm 49.2 inch
W 130 cm 51.2 inch

CANOPY

L 59.5 cm 23.4 inch
H 10 cm 3.9 inch
W 37 cm 14.6 inch

CABLELENGTH

Up to 200 cm 78 inch

LIGHTSOURCE




1017x led, 12V/0.6W,
2800K, 30510 LM, CRI>95

INCLUDED

Yes

 15  200  290x140x150cm

FINISH

Nickel  11-9204-1
Brass  11-9204-2
Blackbrass  11-9204-4

TYPE.NR

TYPE	Suspension
STANDARD	
OPTIONAL	2400K.
TRANSFORMER/DRIVER	Meanwell HLG602
DIMMING	0-10V
CLASSIFICATION	UL no IP20 yes
ENERGY LABEL	
YEAR OF DESIGN	2019

Quasar Holland BV®

Burgstraat 2 4283GG Giessen The Netherlands

T. +31-(0)183-447887

info@quasar.nl www.quasar.nl