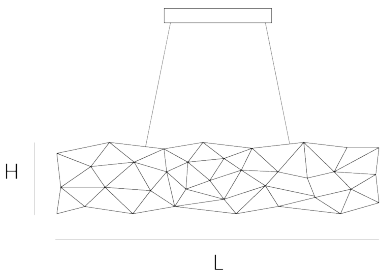




COSMOS SUSPENSION

by Jan Pauwels

Cosmos looks random but still harmonious. Random placed LED circuit boards and tiny metal rods are the only two basic elements of this light fixture. They give the lamp its structure and shape. The circuit boards have leds on both sides. 2/3 of the light goes down and 1/3 goes up. Every Cosmos is handmade, making every model unique. (see model Universe for the version with E10 lamps)







DIMENSIONS		
L	80 cm	31.5 inch
H	35 cm	13.8 inch
W	35 cm	13.8 inch

CANOPY		
L	28 cm	11 inch
H	4.5 cm	1.8 inch
W	10 cm	3.9 inch

CABLELENGTH		
Up to 200 cm 78 inch		

LIGHTSOURCE	
35x led, 12V/0.6W, 2800K, 1050 LM, CRI>95	

INCLUDED		
Yes		
 1.5	 5	
1	2	60x30x25cm

FINISH		TYPE.NR	
Nickel		11-8920	
Brass		11-8920-2	
Blackbrass		11-8920-4	

TYPE	Suspension
STANDARD	Black canopy with cover plate in matching colour of the fixture. Leading and trailing edge dimmable. Nickel, natural brass, blackened natural brass. Brass will turn darker in time and can show stains.
OPTIONAL	Downlight led 2700K 12V – 3W.
TRANSFORMER/DRIVER	SCPpower KVF-12030-TDW
DIMMING	leading and trailing edge
CLASSIFICATION	UL no IP20 yes
ENERGY LABEL	
YEAR OF DESIGN	2017

Quasar Holland BV®

Burgstraat 2 4283GG Giessen The Netherlands
T. +31-(0)183-447887
info@quasar.nl www.quasar.nl