

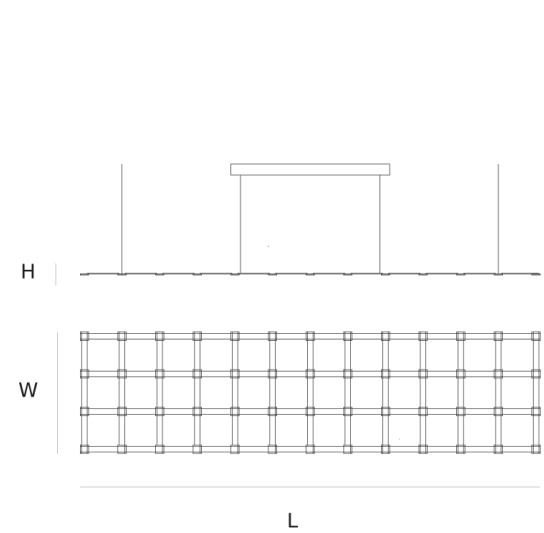





FRAME SUSPENSION

by Jan

Pauwels

Strong & characteristic light frame. LED circuit boards and tiny metal rods are the only two basic elements of this light fixture. They give the fixture its structure and shape. The square circuit boards have leds on both sides. 2/3 of the light goes down and 1/3 goes up



DIMENSIONS		LIGHTSOURCE	FINISH	TYPE.NR
L	165 cm 65 inch			
H	1.5 cm 0.6 inch			
W	43.5 cm 17.1 inch			
CANOPY		52x led, 12V/12W, 2800K, 3120 LM	Nickel	14-2502
L	60 cm 23.6 inch		Brass	14-2502-2
H	6 cm 2.4 inch		Blackbrass	14-2502-4
W	16 cm 6.3 inch			
CABLELENGTH		INCLUDED		
Up to	0 cm 78 inch	Yes		
		<div><div> 4</div><div> 10</div><div> 170x51x13cm</div></div>		

TYPE	Suspension
STANDARD	
OPTIONAL	2400K.
TRANSFORMER/DRIVER	SCPower KVF-12100-TDW
DIMMING	leading and trailing edge
CLASSIFICATION	UL no IP20 yes
ENERGY LABEL	

Quasar Holland BV®

Burgstraat 2 4283GG Giessen The Netherlands

T. +31-(0)183-447887

info@quasar.nl www.quasar.nl