

COSMOS SQUARE DOUBLE SUSPENSION

by Jan Pauwels

Cosmos Square looks structured but still harmonious. Modular placed LED circuit boards and tiny metal rods are the only two basic elements of this light fixture. They give the lamp its structure and shape. The circuit boards have leds on both sides. 2/3 of the light goes down and 1/3 goes up. (see model Universe Square for the version with E10 lamps)




DIMENSIONS

L 87.5 cm 34.4 inch
H 25 cm 9.8 inch
W 39.5 cm 15.6 inch

LIGHTSOURCE

96x led, 12V/0.6W,
2800K, 2880 LM, CRI>90

FINISH

Nickel  11-8903-1
Brass  11-8903-2
Blackbrass  11-8903-4




TYPE.NR

CANOPY

L 58 cm 22.8 inch
H 6 cm 2.4 inch
W 20 cm 7.9 inch

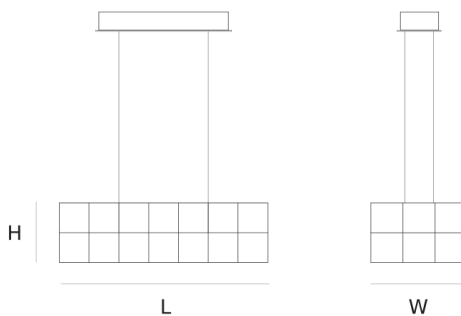
INCLUDED

Yes

 4  15  107x49x46cm

CABLELENGTH

Up to 200 cm 78 inch



TYPE	Suspension
STANDARD	Black canopy with cover plate in matching colour of the fixture. Leading and trailing edge dimmable. Nickel, natural brass, blackened natural brass. Brass will turn darker in time and can show stains.
OPTIONAL	2400K.
TRANSFORMER/DRIVER	SCPpower KVF-12060-TDW
DIMMING	leading and trailing edge
CLASSIFICATION	UL no IP20 yes

ENERGY LABEL

YEAR OF DESIGN

2017

Quasar Holland BV®

Burgstraat 2 4283GG Giessen The Netherlands

T. +31-(0)183-447887

info@quasar.nl www.quasar.nl