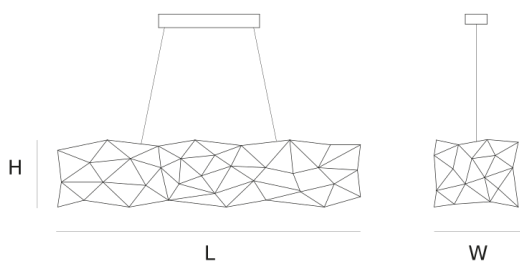


## COSMOS SUSPENSION

by Jan Pauwels

Cosmos looks random but still harmonious. Random placed LED circuit boards and tiny metal rods are the only two basic elements of this light fixture. They give the lamp its structure and shape. The circuit boards have leds on both sides. 2/3 of the light goes down and 1/3 goes up. Every Cosmos is handmade, making every model unique. (see model Universe for the version with E10 lamps)



### DIMENSIONS

L	125 cm 49.2 inch
H	40 cm 15.7 inch
W	50 cm 19.7 inch

### CANOPY

L	54 cm 21.3 inch
H	4.5 cm 1.8 inch
W	10 cm 3.9 inch

### CABLELENGTH




Up to 200 cm 78 inch

### LIGHTSOURCE



50x led, 12V/0.6W,  
2800K, 1500 LM, CRI>90

### INCLUDED

Yes

		
1.5	8	130x65x50cm
2.5	8	60x30x25cm

### FINISH

Nickel		11-8900
Brass		11-8900-2
Blackbrass		11-8900-4

### TYPE.NR

TYPE	Suspension
STANDARD	Black canopy with cover plate in matching colour of the fixture. Leading and trailing edge dimmable. Nickel, natural brass, blackened natural brass. Brass will turn darker in time and can show stains.
OPTIONAL	Downlight led 2700K 12V – 3W.
TRANSFORMER/DRIVER	SCPpower KVF-12030-TDW
DIMMING	leading and trailing edge
CLASSIFICATION	UL no IP20 yes

ENERGY LABEL

YEAR OF DESIGN

2017

---

Quasar Holland BV®

Burgstraat 2 4283GG Giessen The Netherlands

T. +31-(0)183-447887

info@quasar.nl www.quasar.nl